iPad air2 water red screen restart repair.

Received an iPad air2 from the customer, because the water is in, so the red screen restarts.

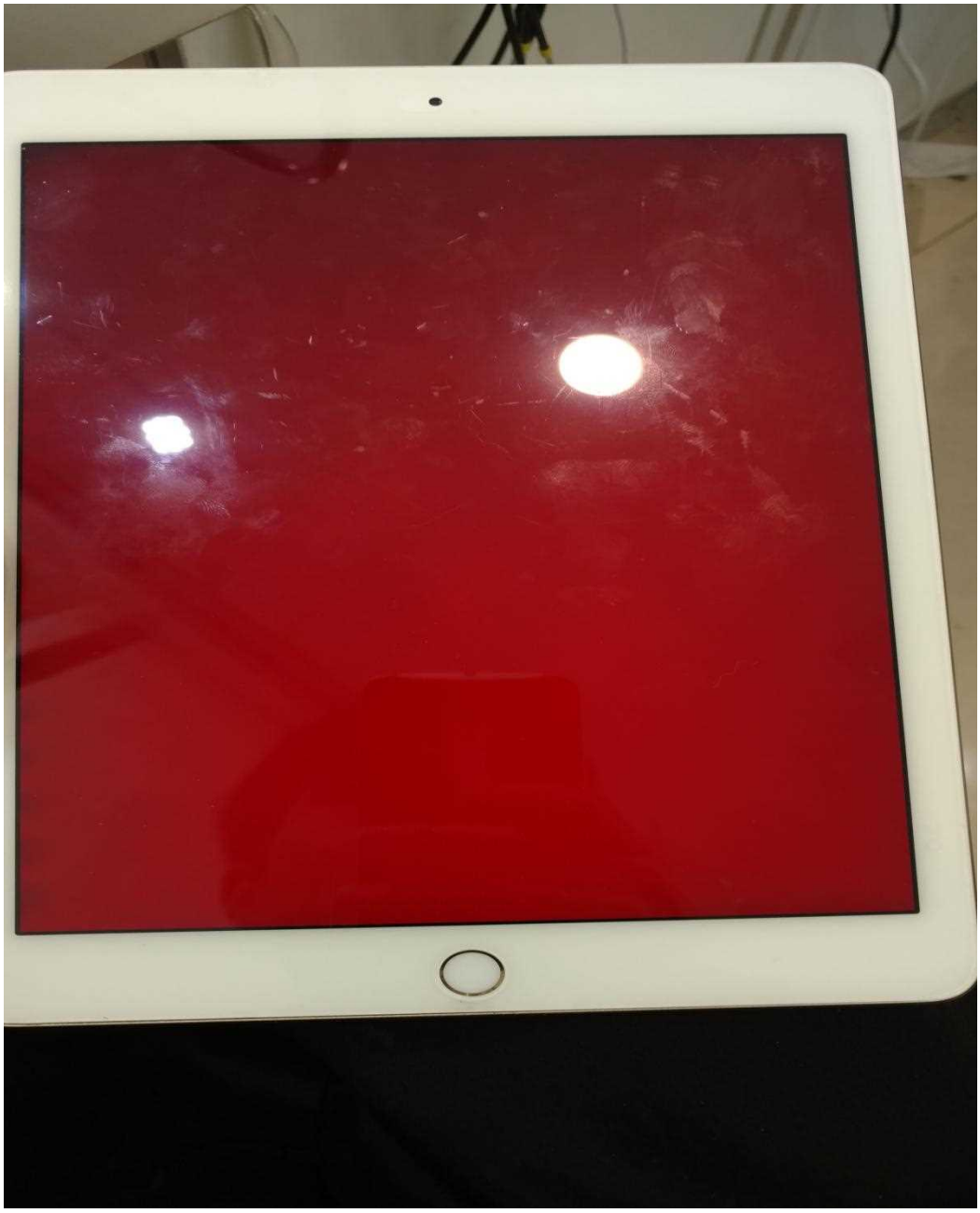

After disassembling and looking at it, the motherboard entered a little bit on the Camera, so I quoted the customer and started repairing.After cleaning up the Camera, the fault was still found...

Since the iPad air2 has never been repaired, I plan to ask my peers. After understanding, it is said that the front Camera cable and fingerprints, including the NAND, will cause the red screen to restart.After removing all the peripherals, only after the screen is turned on, it is still the same.So tell the customer that Recovery may be needed.After agreeing to start Recovery, I found that Recovery turned on the Apple logo and immediately turned off the screen after the red screen, and then gave an error 4014.Suspected to be the NAND problem, so began to NAND.

Looked at the location of the NAND, found that NAND is on the side of the SDRAM(upper level of the CPU), but also the CPU, my heart panic.I never used it. I asked the peers in the group. It is

said that it is okay and the glue is soft.Then open it.I didn't report the risk to the customer, and it was the first time, so the protective measures were exaggerated.....

Fortunately, the perfect majesty.Let's take a look.I observed it before, the position of the lower knife, and the main heating position.Mark it for everyone.



The yellow circle is the main heated position because it is farther away from the air gun and the cover, and then starts from the arrow position.

After the NAND, the single-brush CPU does not light up, and then directly reports 4014....I went, brushed it again and it was.

I was panicked, installed the original NAND and found that it can be turned on, but the fault remains, and the original NAND did not know why I couldn't extract data with Aipu. I thought it was broken NAND, formatted and rewritten into the underlying Recovery. So I changed the NAND Recovery of the iPhone6, but the fault remains...Then I took off the NAND single-brush CPU again and found that it could be bright, but it was still a red screen error 4014.


序列号：不适用
iPad 恢复模式
iTunes 正在恢复这台 iPad 上的软件。
iTunes
未能恢复 iPad"iPad"。发生未知错误（4014）。
确定
更多信息(M)
SAMSUNG
A8X

It seems that it is not a problem with NAND.But this is where the problem is, so I started to check the problem on the bus.Looked at the schematic

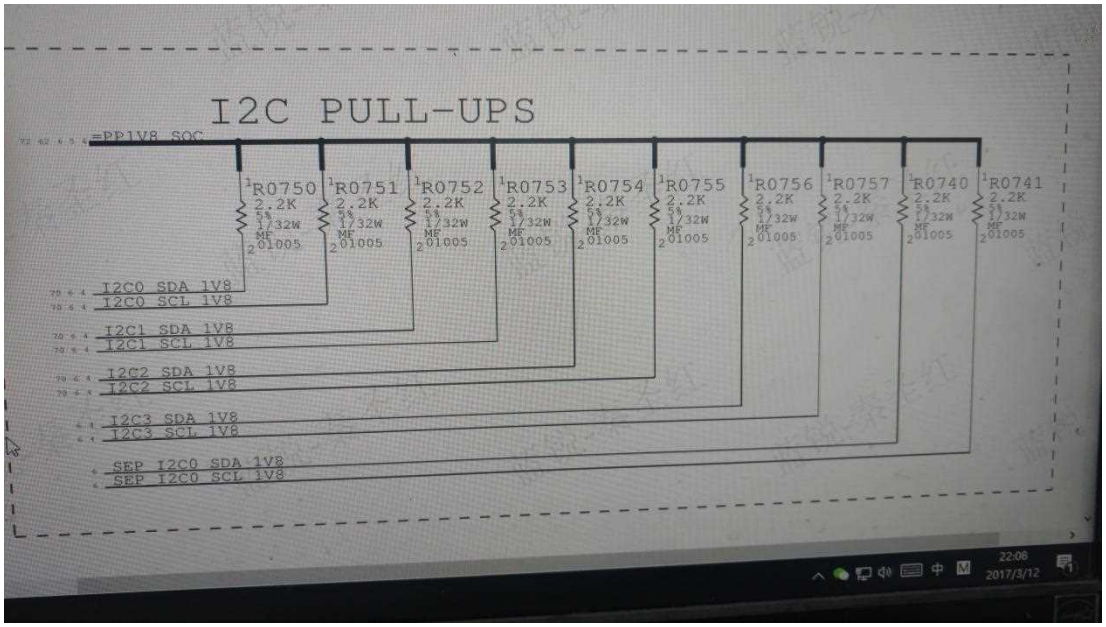

According to this above, all the voltages across the resistors were found and found to be normal.....This is awkward.

Then I asked the great god of Xunwei, Haotian.He said that the als bus also has to look.Looked at the drawings and found this

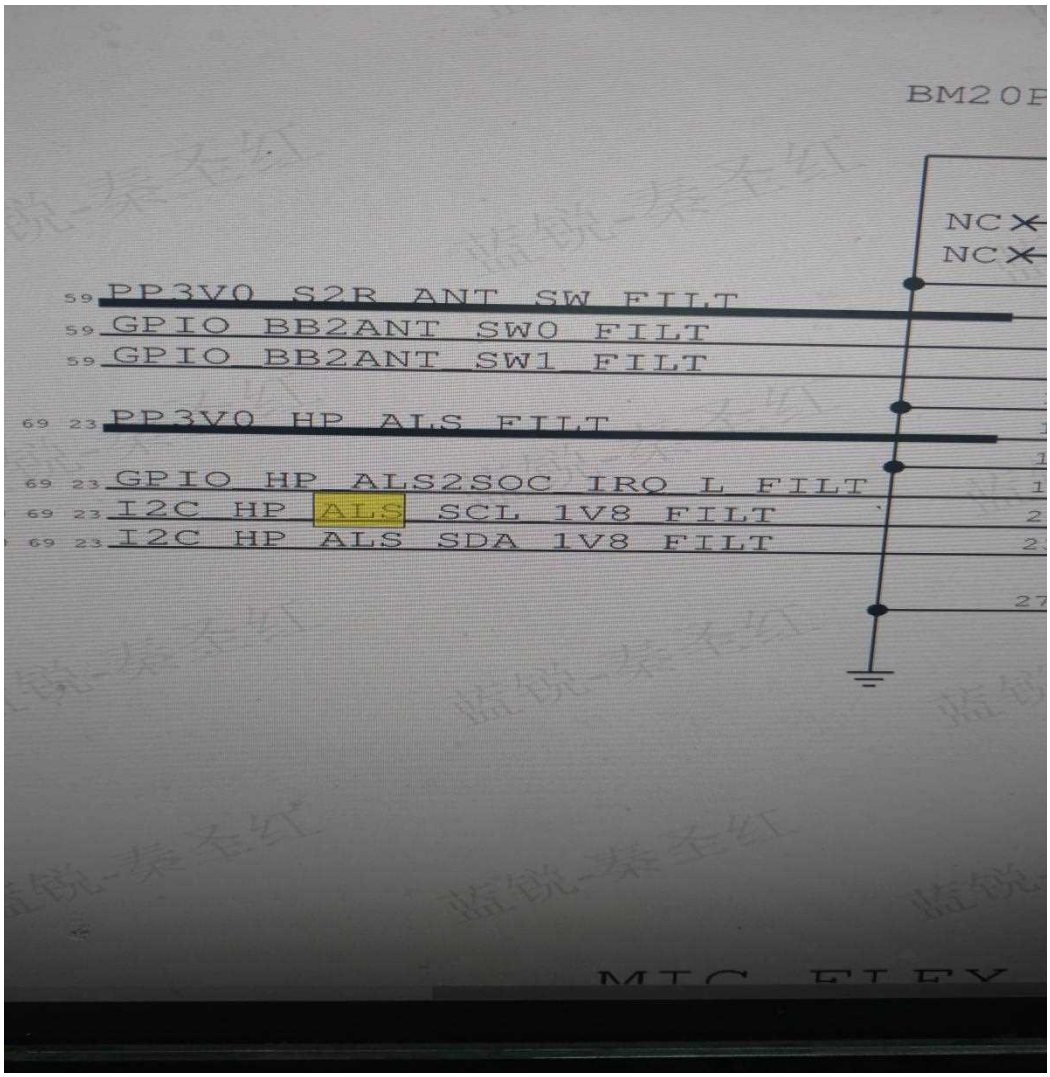

Checked it and found that it was normal. Because it was too late to work overtime, it took two hours, and there was no other way. Some of the peers said that it was a CPU problem. After encountering a few, Move Board (move the main chips to another motherboard) was useless, so I planned to give up. Going back.

I want to do it again the next morning.I thought about it. Since it is water, will there be any water that I have not seen?

Then observe one by one under the microscope.It was found that there was a slight trace of corrosion in one location.



This chip official ringtone enlarges ic.I think the reason for the red screen restart is it! Immediately remove the chip, and sure enough, it will not burn.



It’s so serious that I didn’t find it in the first place. It’s really careless.After cleaning up, directly Recovery, I thought it was good, but the ending study is cruel, the fault remains.....
So I started to dismantle the second ringtone, and the appearance looked very fast. There was no trace of water inflow, but it was still burnt out when I pulled it down.



After the solder pad was processed quickly, the Recovery finally got a progress bar, and finally the perfect Recovery was successful.

To sum up, repairing a mobile phone is the same as seeing a doctor. Although there are many kills, it is still like seeing a doctor.According to the actual situation to the right medicine, we must check clearly, can not engage in, like this iPad is a small problem, I was given the NAND.I thought it was a bad idea to go down.